





HAJAR TRAVELS
WAY TO UMRAH

Umrah Guide

Umrah E-Book





INTENTION

Your intention is important in every deed. That's why the first Hadees of Sahi Al Bukhari & Sahi Al Muslim is (انما الاعمال بنيات) "Actions are dependents of their intentions. And as Messenger said:

A time will come when wealthy people perform Hajj solely for the sake of tourism and relaxation. The middle class will perform Hajj for the sake of trade and business. The poor will perform it for the sake of begging. The qurra (reciters of the Quran) and ulama (scholars) will perform it for prestige and fame.



INTENTION

So we must have to purify our intentions before planning this trip, that this is for the sake of Allah, to catch Allah's blessings, for the purification of my iman, for the love of Allah, to grasp the rope of Allah, to cleanness of my soul, for the repentance of my sins, as traditionally when someone reach to other doorstep people normally forgive him so I am going to Allah's doorstep.

REWARDS OF UMRAH

Messenger said perform hajj and umrah one after another because performing them one after the other removes poverty and sin as the bellows removes impurity from iron Messenger said “from one umrah to the next is expiation for what was committed between them.”

Messenger said Perform Umrah in the month of Ramadan, is equivalent to performing Pilgrimage Hajj with me (in reward).”





REWARDS OF UMRAH

Messenger said, “The performers of Hajj and Umrah are deputations of Allah Almighty. If they call Him, He answers them, and if they seek His forgiveness, He forgives them.”

UMRAH ENTAILS

4 MAJOR STEPS

1. Ihram (clothes).
2. Tawaf (Circling the Kaba).
3. Sa'ee (moving between two hills).
4. Shaving or Trimming the hairs of Head.

IHRAM

For Men:


Wearing two pieces of plain unstitched clothes.

For Women:

Wear their regular loose Islamic clothing covering the entire body, apart from the face and hands.

For Both:

- Remove unwanted hairs, trim nails, take shower, can use fragrance on your body not to the Ihram clothes. (Preferable, Optional not compulsory)
- Before starting of Ihram it's allowed to apply fragrance to your body but not after Ihram.




IHRAM

- Offer two units (rak'at) of Nafal Prayer. (If not getting the opportunity, can skip this).
- Make intention for Umrah (Compulsory).
- Recite Talbiya, at least once (Compulsory).

NOTE:

You are not in the condition of Ihram by wearing Ihram clothes or offering umrah Nafal but two compulsory acts making the intention of umrah and reciting talbiya will start your Ihram and the limitations of Ihram.





1. Can make intention in any Language.

اللَّهُمَّ إِنِّي أُرِيدُ الْعُمْرَةَ فَيَسِّرْهَا لِي وَتَقَبَّلْهَا مِنِّي.

**Allahumma Innee Ureedul Umrata fa Yassirhaa
lee wa Taqabbal-haa Minnee.**

O Allah, I intend to perform Umrah, so accept it from me and make it easy for me.

2. TALBIYAH

**لَبَّيْكَ اللَّهُمَّ لَبَّيْكَ، لَبَّيْكَ لَا شَرِيكَ لَكَ لَبَّيْكَ، إِنَّ الْحَمْدَ
وَالنَّعْمَةَ لَكَ وَالْمُلْكَ لَا شَرِيكَ لَكَ**

**Labbaik Allahumma Labbaik, labbayka la
sharikha laka labbayk, innal hamda wan'nimata
laka wal mulk, la sharika lak.**

LIMITATIONS OF IHRAM

When you enter the state of Ihram, the following acts become prohibited:

- Using Fragrance (including the use of perfumed soap and shampoo).
- Women covering their face or wearing hand gloves (no face mask).
- Men covering their heads and faces. (no face mask, no cap).
- Men wearing any type of stitched clothing (no undergarments, no socks).
- Trimming nails.
- Cutting hair.



LIMITATIONS OF IHRAM

- Engaging in sexual activity or any intimations.
- Hunting an animal.
- Cutting down a tree.
- Killing an insect (unless it poses a threat to you).
- Engaging in a quarrel or fight.
- Men wearing any type of shoe which covers the upper front bone of feet's. Red area shown in the picture.



RESTRICTIONS



1




2



3





PERMITTED ACTS OF IHRAM

- Women can wear socks and any sort of shoes.
- Men and women can wear Rings, glasses, watch. But better to keep yourself as simple as you can, no decorations and adornment.
- Hanging or carrying Hand bag, bag pack etc.
- Using a belt with pockets to carry your valuable possessions like cash, passport etc.
- Using unscented soaps for cleansing purposes.
- Taking a bath. However, you need to be careful not to do something that causes your hair to fall or use or use scented products.
- Women can change their clothes, men can change their Ihram sheets.
- To use a blanket while sleeping (head and face uncovered)



WHEN TO START YOUR IHRAM

Meeqat are the five places around the Makkah. A person who intends to perform hajj or umrah cannot cross these places/boundaries without Wearing Ihram.

If you are flying to Makkah via Jeddah. (Flying to Jeddah then by road to Makkah), your Ihram will begin on the plane at a Location outside of Makkah. This will usually be about an hour before landing to Jeddah, and you will be notified by an announcement. These locations where Ihram begins are known as meeqat.



WHEN TO START YOUR IHRAM

If you are going to Makkah first then it's better to wear your Ihram clothes from your home or homeland airport or on a transit airport. It becomes very difficult to change your clothes in plane washrooms.

If you are going Medina first then no need to wear Ihram, travel to Medina in your ordinary clothes. You will wear Ihram before moving from Medina to Makkah.

FIVE MEEQATS AND BOUNDRIES

Meeqat (Arabic: ميقات) refers to the boundary where it becomes necessary for pilgrims to adorn the Ihram garments and impermissible to pass except in the state of Ihram. Those who cross the boundary without having entered into the state of Ihram must perform an animal sacrifice (Damm) as expiation.





HARAM(BEFORE REACHING MEEQAT)

Before Ihram: Remove unwanted hair, trim nails, make ghusl (bath) & wudhu (ablution) or at least wudhu.

Put on clothes of Ihram – 2 white un-sewn pieces of cloth for men and regular clothes for women. Women should not cover their faces during Ihram & men should not cover their heads during Ihram. On entering state of Ihram Niyyah (Intention) in any language to enter into Ihram or recite:

لَبَّيْكَ اللَّهُمَّ عُمْرَةً

LabbaikAllahumma bi-`Umrah

Here I am O Allah, (in response to Your call) making Umrah.



HARAM(BEFORE REACHING MEEQAT)

Going to Masjid Al-Haram (Ka'bah), men to recite Talbiyah loudly (women quietly).

Talbiyah Recitation (Hajj prayer supplication):

**لَبَّيْكَ اللَّهُمَّ لَبَّيْكَ، لَبَّيْكَ لَا شَرِيكَ لَكَ لَبَّيْكَ، إِنَّ الْحَمْدَ
وَالنَّعْمَةَ لَكَ وَالْمُلْكَ لَا شَرِيكَ لَكَ**

**Labbayk Allahumma Labbayk, Labbaykla sharika
laka Labbayk, Innal hamda wanni'mata laka
walmulk La sharika lak**

**Here I am, O Allah, here I am. Here I am, You
have no partner, here I am. Verily all praise and
blessings are Yours, and all sovereignty, You
have no partner.**



HARAM(BEFORE REACHING MEEQAT)

Entering Masjid Al-Haram (Sacred Mosque) in Makkah:

Enter with the right foot and recite:

اللَّهُمَّ افْتَحْ لِي أَبْوَابَ رَحْمَتِكَ

Allaahum-maftah lee abwaaba rahmatika.

O Allah, open the gates of Your mercy for me.



TAWAF(CIRCLING THE KA'BAH 7 TIMES)

Before proceeding to the starting point of Tawaf, Al-Hajarul-Aswad (The Black Stone) men only uncover right shoulder by placing Ihram underneath right arm-pit (this is known as Idhtiba).

When beginning each circuit, make a sign with your right hand towards al-Hajarul-Aswad (The Black Stone) and recite :

الله أكبر

Allahu Akbar (Allah is the Greatest).

Men should walk briskly (Raml) during first 3 circuits only, the remaining 4 circuits are done at a normal pace completely around until 7 th circuit. No particular supplication (Dua) is essential during Tawaaf.



TAWAF(CIRCLING THE KA'BAH 7 TIMES)

Dua (supplication) can be made during Tawaf, except it is Sunnah to recite the following when going between Ar-Ruknul-Yamani (Yemeni Corner).

رَبَّنَا آتِنَا فِي الدُّنْيَا حَسَنَةً وَفِي الْآخِرَةِ حَسَنَةً وَقِنَا عَذَابَ النَّارِ

Rabbanaa aatinaa fid-dunyaa hasanatanwa feel aakhirati hasanatan wa qinaa'adhaaban naar.

Our Lord! Give us in this world that which is good and in the Hereafter that which is good, and save us from the torment of the Fire!

Once Tawaf is complete, cover your right shoulder and offer 2 rakaats anywhere behind the Station of Ibraheem or anywhere in the Haram, Recite Surat al-Kafirun in 1st rakaa and Surat al-Ikhlās in the 2nd rakaa.

Drink Zamzam water.

Make Dua.



SA'EE (COMPLETION OF 7 ROUNDS SAFA & MARWAH)

Begin Sa'ee at as-Safa. Complete walk from as-Safa to al-Marwah (one circuit), then al-Marwah to as-Safa

(second circuit) and continue for seven circuits, finishing at al-Marwah. Upon encountering green lights, men only - run from one light to other light.

At foot of as-Safa recite.

إِنَّ الصَّافَا وَالْمَرْوَةَ مِنْ شَعَائِرِ اللَّهِ فَمَنْ حَجَّ الْبَيْتَ أَوْ اعْتَمَرَ فَلَا جُنَاحَ عَلَيْهِ أَنْ يَطَّوَّفَ بِهِمَا وَمَنْ تَطَوَّعَ خَيْرًا فَإِنَّ اللَّهَ شَاكِرٌ عَلِيمٌ

Indeed, Safa and Marwa are among the symbols of Allah. So whoever makes Hajj to the House or performs Umrah – there is no blame upon him for walking between them. And whoever volunteers good – then indeed, Allah is appreciative and Knowing.



SA'EE (COMPLETION OF 7 ROUNDS SAFA & MARWAH)

Each time you complete one round (Safa and Marwah) recite:

اللَّهُ أَكْبَرُ، اللَّهُ أَكْبَرُ، اللَّهُ أَكْبَرُ، وَلِلَّهِ الْحَمْدُ

Allāhu akbar, Allāhu akbar, Allāhu akbar, wa lillāhi l-ḥamd.

Allah is the greatest; Allah is the greatest; Allah is the greatest, and to

Allah belongs all praise.

لَا إِلَهَ إِلَّا اللَّهُ وَحْدَهُ لَا شَرِيكَ لَهُ، لَهُ الْمُلْكُ وَلَهُ الْحَمْدُ يُحْيِي وَيُمِيتُ،
وَهُوَ عَلَى كُلِّ شَيْءٍ قَدِيرٌ

Lā ilāha illallāh waḥdahū lā sharīka lah(u), lahu l-mulku wa lahu l-ḥamdu yuḥyī wa yumit(u), wa huwa 'alā kulli shay'in qadīr.

There is no deity except Allah, alone without a partner. To Him belongs the Dominion, and to Him belongs all praise. He gives life and death and He has power over everything.



SA'EE(COMPLETION OF 7 ROUNDS SAFA & MARWAH)

لَا إِلَهَ إِلَّا اللَّهُ وَحْدَهُ، أَنْجَزَ وَعَدَّهُ وَنَصَرَ عَبْدَهُ وَهَزَمَ الْأَحْزَابَ
وَحْدَهُ

Lā ilāha illallāhu waḥdah(u), anjaza wa'dahu wa
naṣara 'abdahu wa hazama l-aḥzāba waḥdah.

There is no deity except Allah alone. He fulfilled

His promise, supported

His slave and defeated the confederates alone.



SHAVING HEAD(TRIMMING)

After completing Sa'ee:

Men: shaving entire head is preferable or cut hair equally from all over head.

Women: cut one-third finger-length of hair.

Upon leaving Al-Masjid ul Haraam with the left foot, recite:

اللَّهُمَّ إِنِّي أَسْأَلُكَ مِنْ فَضْلِكَ وَرَحْمَتِكَ.

Allahumma innee 'as'aluka min fadhlika wa rahmatika.

You should make it a habit to always ask Allah for His favor and He will grant it to you, for He is Most Generous and Most Giving.

FOOTNOTES



- If possible, cling to area between the corner of al-Hajarul-Aswad (The Black Stone) and the door.
- If possible, touch The Black Stone with the right hand and also kiss it; if not, simply make a sign towards it with the right hand.



- If possible, touch Ar-Ruknul-Yamani (Yemeni Corner) each time, this is best if not, then do not make any sign towards it.




- There is no specific Du'aa during the walk around the Ka'bah, apart from what has been mentioned for between The Yemeni Corner to The Black Stone. You can therefore recite the Quran or any Dua as you please.

VISITING MADINA | MASJID-AL-NABAWI | MASJID QUBA

Visiting Madina is not an obligatory act for either Hajj or Umrah, but there is great value in visiting Al Masjid-Al-Nabawi (the Prophet's Mosque).

The Prophet (sallallahu alayhi wa sallam) has said :

"One prayer in this mosque (Madina) of mine is better than 1,000 prayers offered anywhere else except the Masjid Al-Haram (Makkah), and one prayer in Masjid Al-Haram is better than 100,000 prayers in any other mosque."





HAJAR TRAVELS
WAY TO UMRAH

+1 224-487-5003
info@hajartravels.com
www.hajartravels.com